

Eva

Mobile Patient Lifts



Strong, safe and easy to manoeuvre

with electrical base widening



Eva450EE

Eva450 is a versatile mobile patient lift for all lifting situations and for users weighing up to 205 kg.

When used with SystemRoMedic's functional and easy-to-use lifting accessories, Eva450 is the right choice for lifting in connection with transfers to and from the floor, chair or bed, as well as for horizontal lifting and gait training.

Eva450 is available with standard height legs or in a special low leg version for use with low bed heights.

All variants of Eva450 are supplied complete and ready to use, fitted with a stable sling bar with reliable safety latches and a hand control. The sling bar is standard width (450 mm/17.7") which is suitable for most users and lifting situations.



Eva600EE

Eva600EE is a versatile mobile patient lift for all lifting situations, especially for heavier users weighing up to 270 kg.

When used with SystemRoMedic's functional and easy-to-use lifting accessories, Eva600EE is the right choice for lifting in connection with transfers to and from the floor, chair or bed, as well as for horizontal lifting and gait training.







Eva600EE is also available in a special version with low legs for use with lower beds.




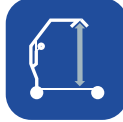


Both variants of Eva600EE are supplied complete and ready to use, fitted with a wider sling bar (600 mm/23.6"), providing a more open sling which is ideal for larger users, and a hand control.








Technical data ▼

	Eva450EE ▼	Eva600EE ▼
Material	Aluminium	Aluminium
Base widening	Electrical	Electrical
Emergency lowering	Manual and electrical	Manual and electrical
Material, sling bar	Aluminium	Aluminium

						
	Base length ▼	Base width, outer dimensions ▼	Base width, inner dimensions ▼	Min - Max height at sling hook-up ▼	Max height ▼	Total weight ▼
Eva450EE	1310 mm	685-980 mm	585-880 mm	500 - 1790 mm	2005 mm	34 kg
Eva600EE	1410 mm	750-1150 mm	650-1050 mm	500 - 1790 mm	2005 mm	39 kg

						
	Safe working load ▼	Height of legs ▼	Height when folded ▼	Lifting range ▼	Lifting speed without load ▼	Turning diameter ▼
Eva450EE	205 kg	115 mm	1330 mm	500-1790 mm	35 mm/s	1340 mm
Eva600EE	270 kg	115 mm	1330 mm	500-1810 mm	35 mm/s	1340 mm

					
	Sling bar width ▼	Front castors, diameter ▼	Rear castors, diameter ▼	Ground clearance ▼	Battery capacity ▼
Eva450EE	450 mm	100 mm	100 mm	60 mm	2.9 Ah
Eva600EE	600 mm	100 mm	100 mm	60 mm	2.9 Ah

All measurements are taken with a tolerance of +/- 5 mm

DHCare Ltd.
 4D/E, The Ark, 201 Talgarth Road,
 Hammersmith, London, W6 8BJ, UK
www.dhcare.com

©2026 DHCare Ltd. All rights reserved. DHCare Ltd reserves the right to modify existing models at any time. Specifications may vary across regions. Eva Mobile Lifter_EU_09062026

